



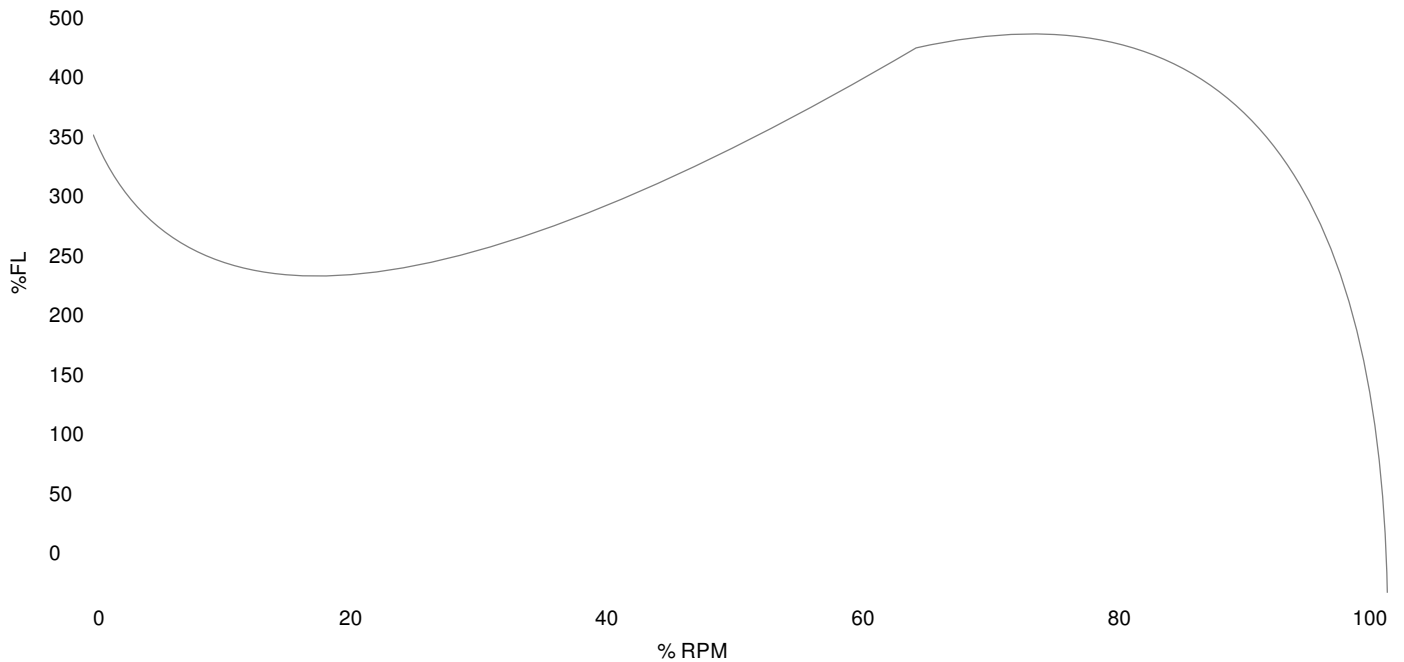
Three Phase Aluminum

NEMA

MOTOR MODEL:	GX3-AL-TF-213TC-2-B-D-7.5
FACTORY TYPE:	TXA

Premium NEMA Cast Aluminum, TEFC

Torque Speed (T-n) Curve



Performance Load Values, High Voltage, 60Hz

Torque Values	Torque lb-ft	% FLT	Performance Values
Locked Rotor Torque	38.6162	354.0	Start Configuration
Pull-Up Torque	11.5631	106.0	Starting Current (A)
Breakdown Torque	45.925	421.0	No-Load Current (A)
Full Load	10.9085	100.0	No-Load Power Factor

% Load	Horsepower	Current, Amps	Input power, Kilowatts	Speed, RPM	Efficiency	PF
0	-	5.78	-	-	-	-
25	1.875	7.16	1.7008	3584.8	80.84	0.6
50	3.75	9.98	3.1247	3571.1	88.01	0.79
75	5.625	13.32	4.5812	3556.7	90.04	0.86
100	7.5	17.04	6.0747	3541.5	90.54	0.89
125	9.375	21.03	7.6081	3525.5	90.36	0.91

Techtop Industries
 2815 Colonnades Court
 Peachtree Corners, GA 30071
 Tel: 678-436-5540
 E-Mail: info@techttopind.com




Three Phase Aluminum

MOTOR MODEL:	GX3-AL-TF-213TC-2-B-D-7.5
FACTORY TYPE:	TXA

NEMA

Premium NEMA Cast Aluminum, TEFC



Techtop Industries
2815 Colonnades Court
Peachtree Corners, GA 30071
Tel: 678-436-5540
E-Mail: info@techttopind.com




Three Phase Aluminum

NEMA

MOTOR MODEL:	GX3-AL-TF-213TC-2-B-D-7.5
FACTORY TYPE:	TXA

Premium NEMA Cast Aluminum, TEFC



Techtop Industries
2815 Colonnades Court
Peachtree Corners, GA 30071
Tel: 678-436-5540
E-Mail: info@techttopind.com