



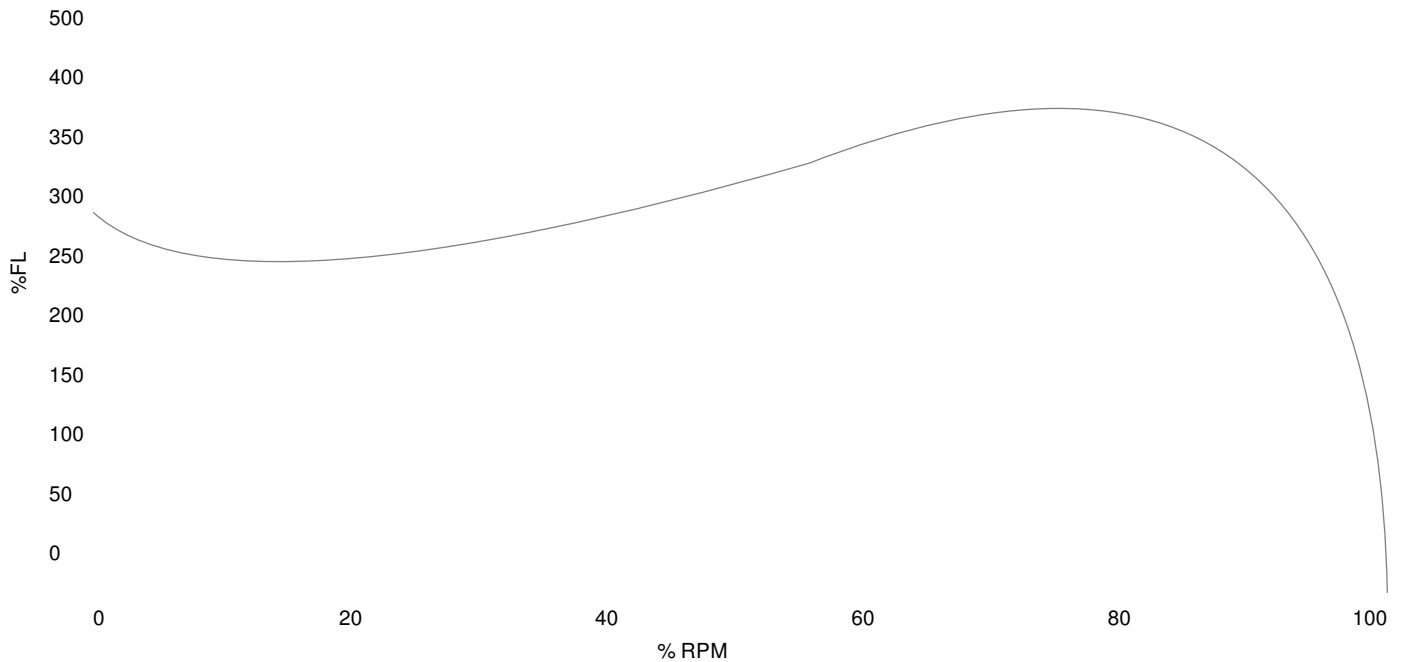
Three Phase Aluminum

MOTOR MODEL:	GX3-AL-TF-145T-2-B-D-2
FACTORY TYPE:	TXA

NEMA

Premium NEMA Cast Aluminum, TEFC

Torque Speed (T-n) Curve



Performance Load Values, High Voltage, 60Hz

Torque Values	Torque lb-ft	% FLT	Performance Values
Locked Rotor Torque	8.91226	294.0	Start Configuration
Pull-Up Torque	6.12339	202.0	Starting Current (A)
Breakdown Torque	10.0642	332.0	No-Load Current (A)
Full Load	3.03138	100.0	No-Load Power Factor

% Load	Horsepower	Current, Amps	Input power, Kilowatts	Speed, RPM	Efficiency	PF
0	-	1.29	-	-	-	-
25	0.5	1.37	0.48913	3575.5	76.67	0.45
50	1.0	1.67	0.88726	3554.1	84.53	0.67
75	1.5	2.08	1.3025	3529.7	86.37	0.79
100	2.0	2.58	1.7388	3502.4	86.27	0.85
125	2.5	3.14	2.1999	3472.1	85.23	0.88

Techtop Industries
 2815 Colonnades Court
 Peachtree Corners, GA 30071
 Tel: 678-436-5540
 E-Mail: info@techttopind.com




Three Phase Aluminum

MOTOR MODEL:	GX3-AL-TF-145T-2-B-D-2
FACTORY TYPE:	TXA

NEMA

Premium NEMA Cast Aluminum, TEFC



Techtop Industries
2815 Colonnades Court
Peachtree Corners, GA 30071
Tel: 678-436-5540
E-Mail: info@techttopind.com




Three Phase Aluminum

NEMA

MOTOR MODEL:	GX3-AL-TF-145T-2-B-D-2
FACTORY TYPE:	TXA

Premium NEMA Cast Aluminum, TEFC



Techtop Industries
2815 Colonnades Court
Peachtree Corners, GA 30071
Tel: 678-436-5540
E-Mail: info@techttopind.com