



Three Phase Aluminum

NEMA

MOTOR MODEL:	GX3-AL-TF-145T-4-B-D-1.5
FACTORY TYPE:	TXA

Premium NEMA Cast Aluminum, TEFC

ELECTRICAL DATA		
	60 Hz	50 Hz
Horsepower	1.5	1.5
Speed, RPM	1740	1430
Voltage	230/460	190/380
# Phase	3	
Full Load Amps	4.36/2.18	5.06/2.53
Power Factor	0.74	-
Nominal Efficiency	86.5	84.7
Service Factor	1.25	1.0
KVA Code	K	H
FL Amps. @ 208 V	4.48	-
LRC @ 60Hz HV	17.4528	-
Start Capacitor	-	
Start Capacitor V	-	
Run Capacitor	-	
Run Capacitor V	-	
Number of Leads	9	
Connection	YY/Y	
Coil Resistance	-	
Date Code	-	
Load	Efficiency %	P.F.
50%	84.56	0.53
75%	86.79	0.67
100%	87.1	0.75
FULL LOAD TEMPERATURE RISE		
FL Temp Rise °C	21.8	21.8
3D Image Link		
GX3-AL-TF-145T-4-B-D-1.5		

GENERAL DATA		
Frame Size	145T	
Frame Enclosure	TEFC	
Mounting	Rigid	
Insulation Class	F	
Duty	Cont. / S1	
NEMA Design	B	
Frame Material	Cast Aluminum	
Ingress Protection	55	
Tropicalization	true	
Cable Entry	1-NPT 3/4"	
Feet Removable	true	
Double Drilled	-	
Paint Color	Graphite Gray	
Paint RAL	7024	
Weight lb	34.5	
MECHANICAL DATA		
DE Bearing	6205ZZ	
NDE Bearing	6205ZZ	
dB No-Load	-	
Rotor Wk ² , Lb-Ft ²	-	
Comp Ring (wavy washer)	NDE	
TORQUE VALUES		% FLT
Locked Rotor Torque	16.1544	351.0
Pull-Up Torque	14.8197	322.0
Breakdown Torque	18.9158	411.0
Full Load Torque	4.60239	100.0
SITE CONDITIONS		
Ambient Temp °C	40	
Altitude Above Sea Level m	1000	

*This report valid for above Date Code and newer models, please contact Techtop for more info.



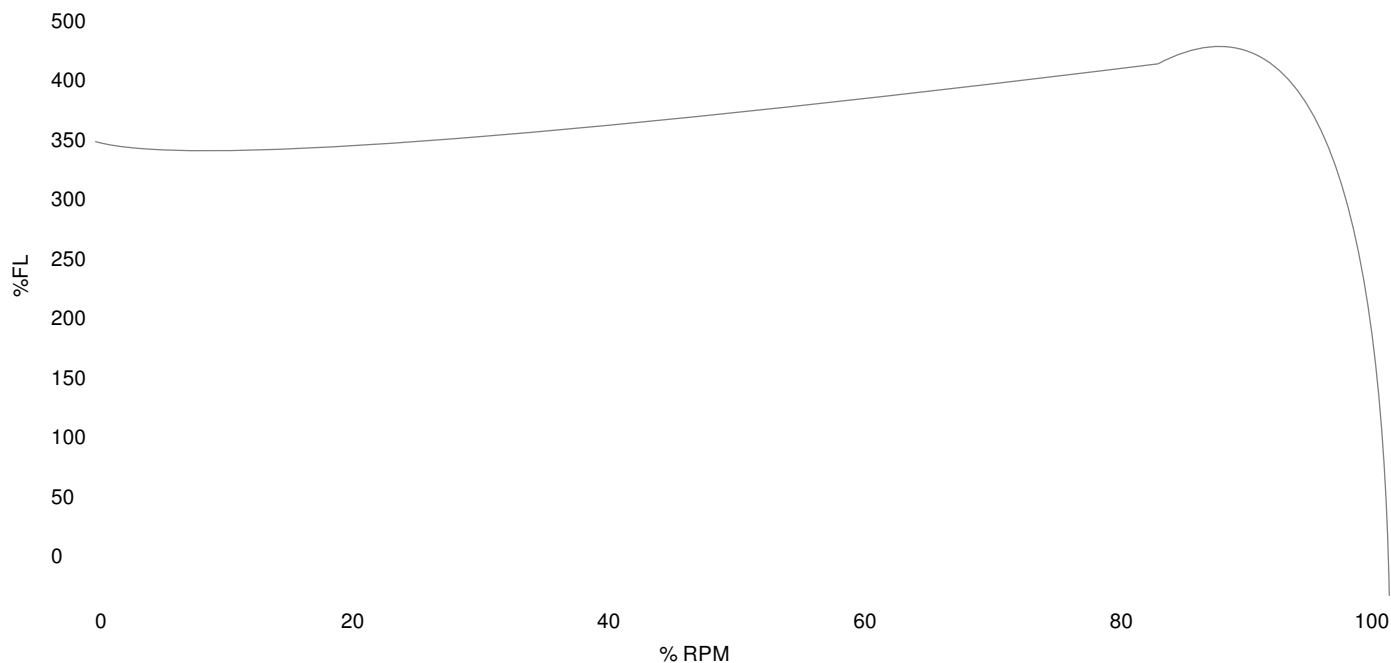
Three Phase Aluminum

MOTOR MODEL:	GX3-AL-TF-145T-4-B-D-1.5
FACTORY TYPE:	TXA

NEMA

Premium NEMA Cast Aluminum, TEFC

Torque Speed (T-n) Curve



Performance Load Values, High Voltage, 60Hz

Torque Values	Torque lb-ft	% FLT	Performance Values
Locked Rotor Torque	16.1544	351.0	Start Configuration
Pull-Up Torque	14.8197	322.0	Starting Current (A)
Breakdown Torque	18.9158	411.0	No-Load Current (A)
Full Load	4.60239	100.0	No-Load Power Factor

% Load	Horsepower	Current, Amps	Input power, Kilowatts	Speed, RPM	Efficiency	PF
0	-	1.34	-	-	-	-
25	0.375	1.4	0.36898	1787.5	76.22	0.33
50	0.75	1.57	0.66518	1775.8	84.56	0.53
75	1.125	1.83	0.97214	1763.0	86.79	0.67
100	1.5	2.16	1.2917	1749.1	87.1	0.75
125	1.875	2.54	1.6257	1734.1	86.5	0.8

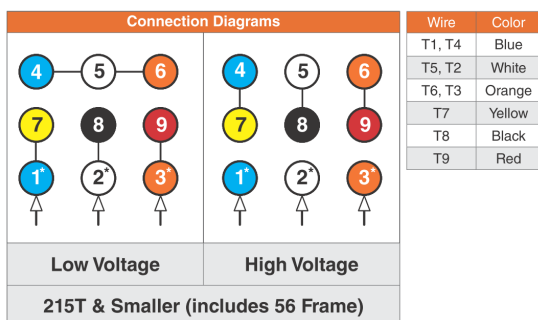
Techtop Industries
 2815 Colonnades Court
 Peachtree Corners, GA 30071
 Tel: 678-436-5540
 E-Mail: info@techttopind.com

MOTOR MODEL:	GX3-AL-TF-145T-4-B-D-1.5
FACTORY TYPE:	TXA

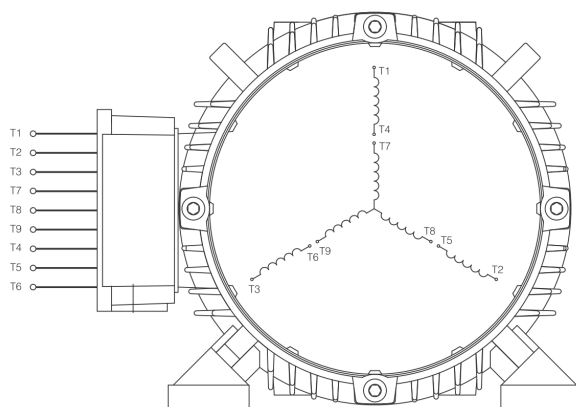
NEMA

Premium NEMA Cast Aluminum, TEFC

3 Phase NEMA YY/Y 9 Lead 230/460V



When motor is in F1 position, leads shown with "*" exit the casing above the center line of the motor, the remaining leads exit below the center line. This information can be used to identify missing or mislabelled leads.



NEMA

MOTOR MODEL:	GX3-AL-TF-145T-4-B-D-1.5
FACTORY TYPE:	TXA

Premium NEMA Cast Aluminum, TEFC

