



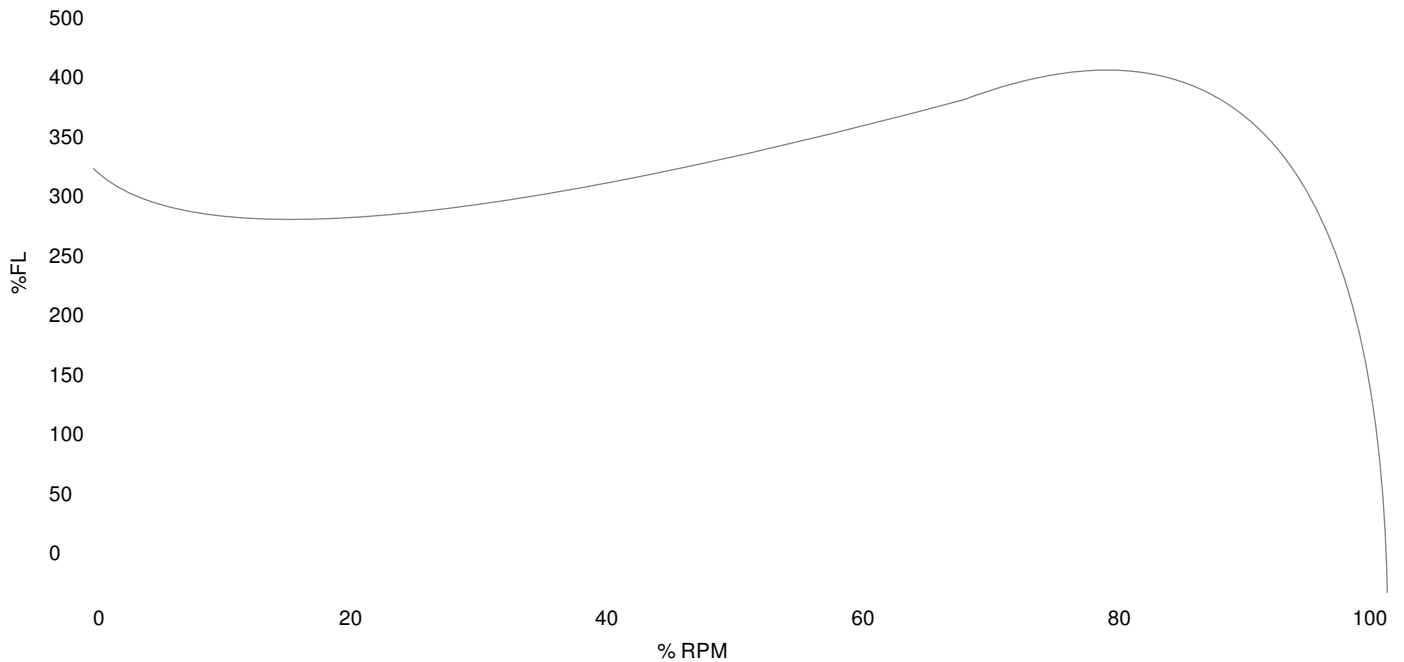
Three Phase Aluminum

MOTOR MODEL:	GX3-AL-TF-143T-2-B-D-1.5
FACTORY TYPE:	TXA

NEMA

Premium NEMA Cast Aluminum, TEFC

Torque Speed (T-n) Curve



Performance Load Values, High Voltage, 60Hz

Torque Values	Torque lb-ft	% FLT	Performance Values
Locked Rotor Torque	7.18504	328.0	Start Configuration
Pull-Up Torque	4.99448	228.0	Starting Current (A)
Breakdown Torque	8.34603	381.0	No-Load Current (A)
Full Load	2.19056	100.0	No-Load Power Factor

% Load	Horsepower	Current, Amps	Input power, Kilowatts	Speed, RPM	Efficiency	PF
0	-	1.22	-	-	-	-
25	0.375	1.27	0.37211	3576.3	73.9	0.37
50	0.75	1.43	0.66132	3556.2	83.17	0.58
75	1.125	1.69	0.96182	3533.7	85.78	0.72
100	1.5	2.01	1.2757	3508.7	86.23	0.8
125	1.875	2.39	1.6052	3481.3	85.66	0.84

Techtop Industries
 2815 Colonnades Court
 Peachtree Corners, GA 30071
 Tel: 678-436-5540
 E-Mail: info@techttopind.com




Three Phase Aluminum

MOTOR MODEL:	GX3-AL-TF-143T-2-B-D-1.5
FACTORY TYPE:	TXA

NEMA

Premium NEMA Cast Aluminum, TEFC



Techtop Industries
2815 Colonnades Court
Peachtree Corners, GA 30071
Tel: 678-436-5540
E-Mail: info@techttopind.com




Three Phase Aluminum

NEMA

MOTOR MODEL:	GX3-AL-TF-143T-2-B-D-1.5
FACTORY TYPE:	TXA

Premium NEMA Cast Aluminum, TEFC



Techtop Industries
2815 Colonnades Court
Peachtree Corners, GA 30071
Tel: 678-436-5540
E-Mail: info@techttopind.com